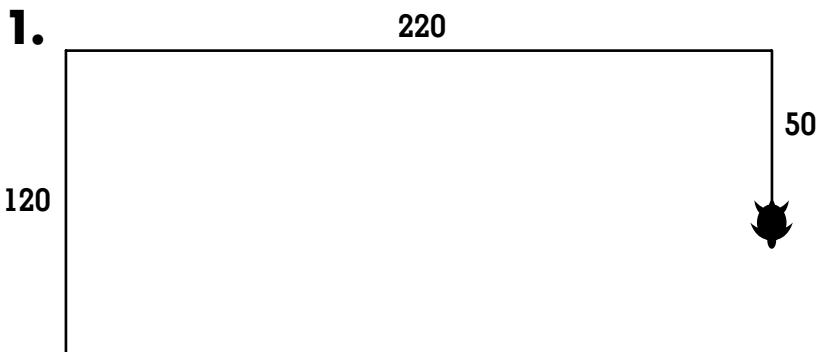


# LogoPaths: Missing Measures

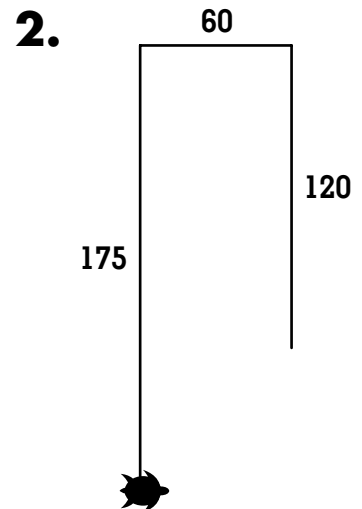
(page 1 of 2)

Use the *LogoPaths* software to draw and finish each figure to create a rectangle. Record the procedure you used and the perimeter for each rectangle below.



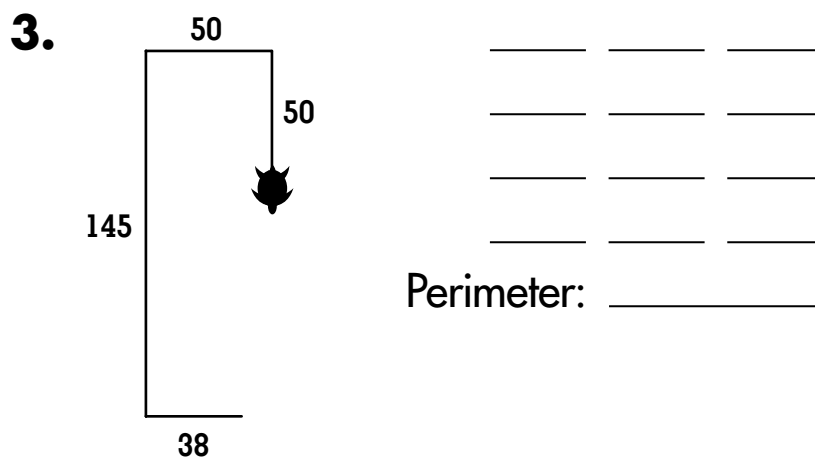
_____	_____	_____
_____	_____	_____
_____	_____	_____
_____	_____	_____
_____	_____	_____

Perimeter: \_\_\_\_\_



_____	_____	_____
_____	_____	_____
_____	_____	_____

Perimeter: \_\_\_\_\_



_____	_____	_____
_____	_____	_____
_____	_____	_____
_____	_____	_____

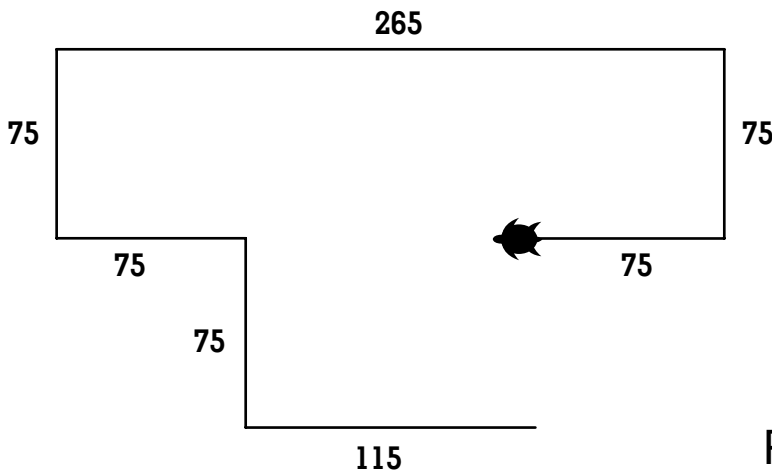
Perimeter: \_\_\_\_\_

# LogoPaths: Missing Measures

(page 2 of 2)

Use the *LogoPaths* software to draw and finish each figure below. Record the procedure you used and the perimeter for each figure below.

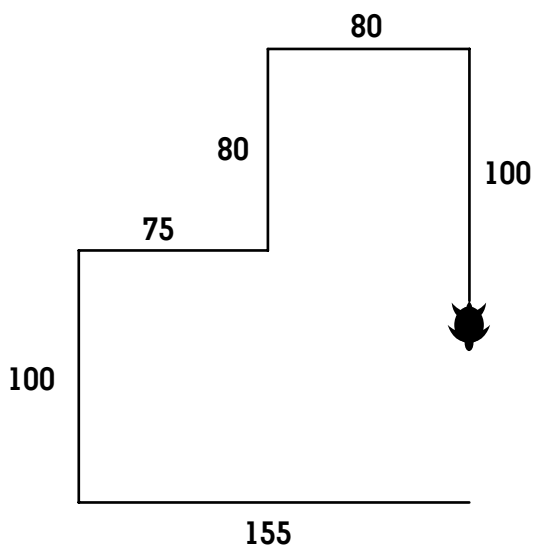
4.



_____	_____	_____
_____	_____	_____
_____	_____	_____
_____	_____	_____
_____	_____	_____

Perimeter: \_\_\_\_\_

5.



_____	_____	_____
_____	_____	_____
_____	_____	_____
_____	_____	_____
_____	_____	_____

Perimeter: \_\_\_\_\_